







The solidarity quartet

Table of international aid organisations

<p>UNICEF Kinderrechten</p>		<ol style="list-style-type: none"> 1. Children's rights – Defends the rights of children worldwide. 2. Education – Ensures that children can attend school. 3. Health – Vaccinations and medical care for children. 4. Emergency aid – Provides assistance during wars and natural disasters. 5. United Nations – Official organisation of the UN.
<p>Rode Kruis – Noodhulp</p>		<ol style="list-style-type: none"> 1. Emergency aid – Helps in disasters and conflicts. 2. Volunteers – Works with millions of volunteers. 3. First aid – Provides first aid training. 4. Neutral – Helps everyone, without taking sides. 5. Global network – Active in almost every country.
<p>Artsen Zonder Grenzen – Medische hulp</p>		<ol style="list-style-type: none"> 1. Medical care – Provides free medical assistance. 2. Crisis areas – Active in wars and epidemics. 3. Independent – Not affiliated with any government. 4. Rapid response – Responds quickly to emergencies. 5. International teams – Doctors from around the world

<p>Mercy Ships – Ziekenhuisschepen</p>		<ol style="list-style-type: none"> 1. Hospital ships – Ships with operating theatres. 2. Free operations – Assistance to poor patients. 3. Volunteers – Medical staff work on a voluntary basis. 4. Coastal countries – Mainly assists African countries. 5. Training – Trains local healthcare providers.
<p>Oxfam – Armoedebestrijding</p>		<ol style="list-style-type: none"> 1. Poverty – Fights against extreme poverty. 2. Inequality – Advocates for equal opportunities. 3. Fair trade – Supports fair trade. 4. Emergency aid – Provides assistance in the event of disasters. 5. Campaigns – Raises awareness of issues.
<p>UNAIDS – Hiv & aids</p>		<ol style="list-style-type: none"> 1. HIV/AIDS – Combats HIV and AIDS worldwide. 2. Prevention – Prevents new infections. 3. Discrimination – Combats exclusion. 4. Cooperation – Works with countries and organisations. 5. United Nations – UN programme.

Your teacher will provide you with solidarityquartet.doc and solidarityquartet.xls.

	A	B	C	D	E	F	G	H	I	J
1										
2				0		0		0		0
3										
4										
5										
6			0		0		0		0	
7			0		0		0		0	
8			0		0		0		0	
9			0		0		0		0	
10			0		0		0		0	
11										
12										

In the file solidarity quartet.doc, you will find the overview table with international aid organisations as above.

In the file solidarity quartet.xls, you will find the template for creating the quartet.

How do you proceed?

Open both files.

Cut and paste (using the cut and paste function) from the table (.doc) to the Excel (.xls) file.

You only need to enter the details for each organisation once (in the first card of each series).

The programme will automatically place them in the other cards in the series.

The name of the organisation always goes in the first box.

The logo appears in the second box.

The characteristics appear in the five boxes below.

You do this for all series. There is a series of cards for each organisation.

Each series has its own colour.

Save the file on your PC under the name Solidarity Quartet 2026.xls.

Print the worksheet on sturdy paper. Cut out the cards. Your quartet is ready.

Let's play!